

**BPC001 Brazilian PhytoCare Tincture (5%) COA**

Document Number: COA-052

Approval Date:  
15 May 2023

Version Number: 1.0

Page 1 of 3

**CERTIFICATE OF ANALYSIS**

<b>PRODUCT IDENTIFICATION</b>	
Item Number/Spec Number	BPC001 / SPEC-FP-0025
Lot number	VH23-029
Sample ID	1160637
Description	Phytocare 5% CBD tincture
Supplier	Vantage Hemp

**FINAL PRODUCT SPECIFICATION CONFORMANCE SUMMARY**

<b>SPECIFICATION</b>	<b>RESULTS</b>
Physical Properties:	<input checked="" type="checkbox"/> Pass <input type="checkbox"/> Fail
Cannabinoid Profile:	<input checked="" type="checkbox"/> Pass <input type="checkbox"/> Fail
Microbial:	<input checked="" type="checkbox"/> Pass <input type="checkbox"/> Fail
Approved for:	<input checked="" type="checkbox"/> Released Inventory <input type="checkbox"/> Out of Specification INV#: _____

Prepared By:

Natalie Marks[Natalie Marks \(May 30, 2023 14:36 MDT\)](#)May 30, 2023

Date

Approved By:

Deepank Utkhede[Deepank Utkhede \(May 30, 2023 16:05 MDT\)](#)May 30, 2023

Date



**BPC001 Brazilian PhytoCare Tincture (5%) COA**

Document Number: COA-052

Approval Date:  
15 May 2023

Version Number: 1.0

Page 2 of 3

**PHYSICAL PROPERTIES**

**METHOD: SOP-QA-013**

Characteristic	Specifications	Results
Appearance:	Translucent, oily	Translucent and oily
Consistency	Liquid	Liquid
Color	Yellow to amber	Amber
Foreign Materials	Free of foreign materials	Yes, free of foreign materials
Smell	Prominent citrus fragrance with a mild earthy undertone	Prominent citrus flavor with a mild earthy undertone.

**CANNABINOID PROFILE**

**METHOD: MF12D012 (LC/MS/MS) LOD: 0.00017% LOQ: 0.00050%**

SUBSTANCE:		SPECIFICATION (mg/ml):	RESULTS (report mg/ml) REFERENCE BOTTLE	RESULTS (report mg/ml) BOTTLE 1	RESULTS (report mg/ml) BOTTLE 503	RESULTS (report mg/ml) BOTTLE 671
CBD	Cannabidiol	50.00 +/- 10%	49.8804	49.688	49.6371	47.4416
THC	Total THC	< 0.07	0.0228	0.0213	0.0222	0.0215

**MICROBIAL PANEL**

SUBSTANCE	METHOD	SPECIFICATION	Result
Salmonella spp.	AOAC 2016.01	Absent in 25 g	Absent
-Shiga-toxin producing Escherichia coli(STEC) - Bacteria	3MDS - STEC/EAE	Absent in 25 g	Absent
Total coliforms	FDA BAM - ECC Agar	< 10 <sup>2</sup> cfu/g	<10
Total aerobic plate count	FDA BAM	< 10 <sup>2</sup> cfu/g	<10
Total yeast & mold	AOAC 2014.05	< 10 <sup>2</sup> cfu/g	<10



**BPC001 Brazilian PhytoCare Tincture (5%) COA**

Document Number: COA-052

Approval Date:  
15 May 2023

Version Number: 1.0

Page 3 of 3

**VERSION HISTORY TABLE**

<b>VER</b>	<b>DCC Number</b>	<b>Description of Change</b>
1	DCC-2023-0092	Initial release



Physical Properties Test Report

Document Number: FRM-QC-021  
Governing SOP: SOP-QC-013

Effective Date:  
23 May 2022

Version Number: 2.0

Page 2 of 2

Prepared By:

17 MAY 2023

Date

Approved By:

25 May 2023

Date

Additional Observations

Footnote #:	Observation
	<del>N/A</del>
	<del>① Accidental N/A before the completion of physical properties report. Appearance of material is translucent</del>
	<del>17/17 MAY 2023</del>
	<del>30 May 2023</del>

REV	CR Number	Description of Change
1	DCC-2022-0059	Initial Release
2	DCC-2022-0069	Updates to the Physical Properties SOP and associated form to include instructions and test reports for incoming raw materials.



**Physical Properties Test Report**

Document Number: FRM-QC-021  
Governing SOP: SOP-QC-013

Effective Date:  
23 May 2022

Version Number: 2.0

Page 1 of 2

**QC Test Report – Physical Properties**

Product Identification				
QC Sample ID	Item #	Control #	Lot #	Description
RS23-0068	BPC001	N/A	VH23-029	Phytocare 5%

Extracts and Finished Goods		
Criteria	Specification	Result
Consistency:	Liquid	Liquid
Color:	Yellow to Amber	Amber
Foreign Materials:	Free of Foreign Materials	Yes, free of foreign materials
Odor:	Prominent citrus flavor with a mild earthy undertone	Prominent citrus flavor with a mild earthy undertone <input type="checkbox"/> N/A

Biomass		
Criteria	Specification	Result
Moisture (Visual):		N/A
Color:		23/17 MAY 2023
Odor:		

Raw Materials		
Criteria	Specification	Result
Consistency:		N/A
Color:		23/17 MAY 2023
Odor:	<input type="checkbox"/> N/A	<input type="checkbox"/> N/A

**ANALYZED BY:**

Anresco Laboratories  
1375 Van Dyke Avenue,  
San Francisco, CA 94124  
C8-0000052-LIC

**MANUFACTURER:**

VANTAGE HEMP CO.  
2336 115th Ave  
Greeley, CO 80634



**SAMPLE INFORMATION**

**Sample No.:** 1160637  
**Product Name:** VH23-029, BPC001, N/A  
Phytocare 5% (RS23-0068)  
**Matrix:** Edible (Tincture)

**Date Collected:** 05/19/2023  
**Date Received:** 05/22/2023  
**Date Reported:** 05/30/2023

**TEST SUMMARY**

**Cannabinoid Profile:** ✔ Tested

**Microbiological Screen:** ✔ Pass

**Cannabinoid Profile**

05/25/2023

**Method:** MF-CHEM-15  
**Instrument:** Liquid Chromatography Tandem Mass Spectrometry (LC/MS/MS)  
**Limit of Detection** 0.0008 mg/g  
**Limit of Quantification** 0.0025 mg/g

Cannabinoid	mg/g	%	mg/ml
Δ8-THC	ND	ND	ND
Δ9-THC	0.0243	0.00243	0.0228
Δ9-THCA	ND	ND	ND
THCV	0.0316	0.00316	0.0297
THCVA	ND	ND	ND
CBD	52.9982	5.29982	49.8183
CBDA	0.0753	0.00753	0.0708
CBC	0.0074	0.00074	0.0070
CBCA	ND	ND	ND
CBDV	1.8122	0.18122	1.7034
CBG	0.7660	0.07659	0.7200
CBGA	ND	ND	ND
CBN	0.0052	0.00052	0.0049
Total THC	0.0243	0.00243	0.0228
Total CBD	53.0643	5.30643	49.8804
Total Cannabinoids	55.7109	5.57109	52.3682
Sum of Cannabinoids	55.7202	5.57202	52.377
<b>g/ml Conversion Factor</b>	0.94		

Total THC = Δ9-THC + (0.877 \* Δ9-THCA)  
Total CBD = CBD + (0.877 \* CBDA)  
Total Cannabinoids = Σ (neutral cannabinoids) + [0.877 \* Σ (acidic cannabinoids)]

**Microbiological Screen** ✔ Pass

05/30/2023

Analyte	Findings	Units	Method	Limit	Status
Standard Plate Count	<10	cfu/g	FDA BAM	<10,000	Pass
Total Yeast & Mold	<10	cfu/g	FDA BAM	<1,000	Pass
Coliforms	<10	cfu/g	FDA BAM - ECC AGAR	<10	Pass
Salmonella	Absent	/25g	AOAC 2016.01	Absent/25g	Pass
STEC	Absent	/25g	3M MDS STEC	Absent/25g	Pass

(-) = Not Tested, ND = None Detected, <LOQ = Below Limit of Quantitation, LOD = Limit of Detection

Reported by



Vu Lam  
Lab Co Director



Scan to verify

May 25, 2023

**VANTAGE HEMP CO.**  
2336 115th Ave  
Greeley, CO 80634

Order No. 544704  
Sample No. 1160638

## SAMPLE INFORMATION

**Description** VH23-029. BPC001. 1. Phytocare 5% (TS23-0232)  
**Category (Type)** Non-Inhalable Edible (Tincture)  
**Received** May 22, 2023

## ANALYTICAL RESULTS

**Analysis** Cannabinoid Profile - LCMSMS  
**Instrument** Liquid Chromatography Tandem Mass Spectrometry (LC/MS/MS)  
**Method** MF-CHEM-15  
**Analysis Date** May 22, 2023 to May 25, 2023

Cannabinoid	mg/g	%	mg/ml
Δ8-THC	ND	ND	ND
Δ9-THC	0.0227	0.00227	0.0213
Δ9-THCA	ND	ND	ND
THCV	0.0301	0.00301	0.0283
THCVA	ND	ND	ND
CBD	52.7943	5.27943	49.6267
CBDA	0.0745	0.00745	0.0700
CBC	0.0055	0.00055	0.0052
CBCA	ND	ND	ND
CBDV	1.7096	0.17096	1.6070
CBG	0.7638	0.07638	0.718
CBGA	ND	ND	ND
CBN	0.0046	0.00046	0.0043
Total THC	0.0227	0.00227	0.0213
Total CBD	52.8596	5.28596	49.688
Total Cannabinoids	55.3959	5.53959	52.0721
Sum of Cannabinoids	55.4051	5.54051	52.0808
<b>g/ml Conversion Factor</b>	0.94		

Reported by  
**Anresco, Inc.**



Donald Lao  
Analyst I

Limit of Detection: 0.0008 mg/g  
Limit of Quantitation: 0.0025 mg/g  
ND = None Detected  
<LOQ = Below Limit of Quantitation  
LOD = Limit of Detection  
Total THC = Δ9-THC + (0.877 \* Δ9-THCA)  
Total CBD = CBD + (0.877 \* CBDA)  
Total Cannabinoids = Σ (neutral cannabinoids) + [0.877 \* Σ (acidic cannabinoids)]

May 25, 2023

If there are any questions with this report, please contact "[compliance@anresco.com](mailto:compliance@anresco.com)".

May 25, 2023

**VANTAGE HEMP CO.**  
2336 115th Ave  
Greeley, CO 80634

Order No. 544704  
Sample No. 1160639

## SAMPLE INFORMATION

**Description** VH23-029. BPC001. 503. Phytocare 5% (TS23-0233)  
**Category (Type)** Non-Inhalable Edible (Tincture)  
**Received** May 22, 2023

## ANALYTICAL RESULTS

**Analysis** Cannabinoid Profile - LCMSMS  
**Instrument** Liquid Chromatography Tandem Mass Spectrometry (LC/MS/MS)  
**Method** MF-CHEM-15  
**Analysis Date** May 22, 2023 to May 25, 2023

Cannabinoid	mg/g	%	mg/ml
Δ8-THC	ND	ND	ND
Δ9-THC	0.0236	0.00236	0.0222
Δ9-THCA	ND	ND	ND
THCV	0.0308	0.00308	0.0290
THCVA	ND	ND	ND
CBD	52.7418	5.27418	49.5773
CBDA	0.0725	0.00725	0.0682
CBC	0.0057	0.00057	0.0054
CBCA	ND	ND	ND
CBDV	1.7312	0.17312	1.6273
CBG	0.7916	0.07916	0.7441
CBGA	ND	ND	ND
CBN	0.0046	0.00046	0.0043
Total THC	0.0236	0.00236	0.0222
Total CBD	52.8054	5.28054	49.6371
Total Cannabinoids	55.393	5.5393	52.0694
Sum of Cannabinoids	55.4019	5.54019	52.0778
<b>g/ml Conversion Factor</b>	0.94		

Reported by  
**Anresco, Inc.**

  
  
Donald Lao  
Analyst I

Limit of Detection: 0.0008 mg/g  
Limit of Quantitation: 0.0025 mg/g  
ND = None Detected  
<LOQ = Below Limit of Quantitation  
LOD = Limit of Detection  
Total THC = Δ9-THC + (0.877 \* Δ9-THCA)  
Total CBD = CBD + (0.877 \* CBDA)  
Total Cannabinoids = Σ (neutral cannabinoids) + [0.877 \* Σ (acidic cannabinoids)]

May 25, 2023

If there are any questions with this report, please contact "[compliance@anresco.com](mailto:compliance@anresco.com)".



May 25, 2023

**VANTAGE HEMP CO.**

2336 115th Ave  
Greeley, CO 80634

Order No. 544704  
Sample No. 1160640

## SAMPLE INFORMATION

**Description** VH23-029. BPC001. 671. Phytocare 5% (TS23-0234)  
**Category (Type)** Non-Inhalable Edible (Tincture)  
**Received** May 22, 2023

## ANALYTICAL RESULTS

**Analysis** Cannabinoid Profile - LCMSMS  
**Instrument** Liquid Chromatography Tandem Mass Spectrometry (LC/MS/MS)  
**Method** MF-CHEM-15  
**Analysis Date** May 22, 2023 to May 25, 2023

Cannabinoid	mg/g	%	mg/ml
Δ8-THC	ND	ND	ND
Δ9-THC	0.0229	0.00229	0.0215
Δ9-THCA	ND	ND	ND
THCV	0.0302	0.00302	0.0284
THCVA	ND	ND	ND
CBD	50.4037	5.04037	47.3795
CBDA	0.0754	0.00754	0.0709
CBC	0.0044	0.00044	0.0042
CBCA	ND	ND	ND
CBDV	1.7503	0.17503	1.6453
CBG	0.7445	0.07445	0.6998
CBGA	ND	ND	ND
CBN	0.0040	0.00040	0.0037
Total THC	0.0229	0.00229	0.0215
Total CBD	50.4698	5.04698	47.4416
Total Cannabinoids	53.0261	5.30261	49.8445
Sum of Cannabinoids	53.0354	5.30354	49.8533
<b>g/ml Conversion Factor</b>	0.94		

Reported by  
**Anresco, Inc.**




Donald Lao  
Analyst I

May 25, 2023

Limit of Detection: 0.0008 mg/g  
Limit of Quantitation: 0.0025 mg/g  
ND = None Detected  
<LOQ = Below Limit of Quantitation  
LOD = Limit of Detection  
Total THC = Δ9-THC + (0.877 \* Δ9-THCA)  
Total CBD = CBD + (0.877 \* CBDA)  
Total Cannabinoids = Σ (neutral cannabinoids) + [0.877 \* Σ (acidic cannabinoids)]

If there are any questions with this report, please contact "[compliance@anresco.com](mailto:compliance@anresco.com)".








# Anresco Test Report BPC001 VH23-029 (BOTTLE 1)

Final Audit Report

2023-05-30

Created:	2023-05-30
By:	Natalie Marks (natalie@vantagehemp.com)
Status:	Signed
Transaction ID:	CBJCHBCAABAALfr7f6WKhZnMoaL9noL8CQ480ocktjPF

## "Anresco Test Report BPC001 VH23-029 (BOTTLE 1)" History

-  Document created by Natalie Marks (natalie@vantagehemp.com)  
2023-05-30 - 8:34:34 PM GMT
-  Document e-signed by Natalie Marks (natalie@vantagehemp.com)  
Signature Date: 2023-05-30 - 8:36:07 PM GMT - Time Source: server
-  Document emailed to deepank@vantagehemp.com for signature  
2023-05-30 - 8:36:09 PM GMT
-  Email viewed by deepank@vantagehemp.com  
2023-05-30 - 10:01:36 PM GMT
-  Signer deepank@vantagehemp.com entered name at signing as Deepank Utkhede  
2023-05-30 - 10:05:24 PM GMT
-  Document e-signed by Deepank Utkhede (deepank@vantagehemp.com)  
Signature Date: 2023-05-30 - 10:05:26 PM GMT - Time Source: server
-  Agreement completed.  
2023-05-30 - 10:05:26 PM GMT